


### 11 Mary and John

Jesus says to his mother, "Woman, this is your son". To the disciple John he says, "This is your mother". And so John made a place for Mary in his home.

**Draw a picture of Mary and John at the cross.**




**Jesus, many people do not have a home or family. May we be family to them. All: Jesus has given his life for us.**

### 12 Jesus dies

After three hours on the cross, Jesus calls out "My God, My God, why have you abandoned me?" Jesus dies. The soldier pierces his side and blood and water flow out, showing that he is dead.

**Draw the soldier piercing Jesus.**



**Jesus, when I feel all alone, you are here with me. All: Jesus has given his life for us.**

# Stations of the Cross for Kids

Based on an version of the Via Crucis used by Pope John Paul II at the Colosseum in Rome, this worksheet can be used to engage children in the Passion story. Working through each station, allow time for the children to reflect on each stage of the story and complete the activity. Say the prayer together before moving on to the next station.

### 13 Jesus' body is taken down

Jesus' body is taken down from the cross. His mother holds him. Then his body is wrapped in a clean sheet and laid in a tomb.

**How does Mary feel holding Jesus' body? Write down something you'd like to say to her.**



**Jesus, you rest in darkness waiting to rise to life. Give me patience to wait with you. All: Jesus has given his life for us.**

### 1 Jesus eats the Passover with his disciples

The disciples gather with Jesus to celebrate the Passover. Jesus gives them bread - "Take it, this is my body" he says. Then he gave them the cup and he said, "This is my blood, the blood of the covenant. It will be poured out for many".

**Colour the picture of Jesus with his disciples.**




**Jesus, you give us your body and blood. All: Jesus has given his life for us.**

### 2 Jesus in the Garden of Gethsemane

Jesus and his disciples go to Gethsemane to pray. Jesus says, "Stay awake", and he goes alone to pray. His heart is heavy. "Father, let this suffering pass me by, but let your will, not mine be done." When he comes back to the disciples, they are asleep.

**Draw the disciples sleeping under the tree.**



**Jesus, it can be hard to do what God wants. Help us to be obedient. All: Jesus has given his life for us.**




© 2008 PMRC Australia. Authors: Francine & Byron Pirola. This handout is one of a series of info sheets designed to help families develop traditions that encourage faith and family life. Please feel free to reproduce this sheet non-commercial purposes. [www.cathfamily.org](http://www.cathfamily.org)

### 3 Jesus is Arrested

The soldiers arrest Jesus and take him away. The disciples flee in terror.

**Draw chains on Jesus' hands and feet.**



**Jesus, when it is hard to follow you, give us courage. All: Jesus has given his life for us.**

### 4 Jesus is condemned to death

Jesus is taken to the high priests. They accuse him of things he hasn't done. Then he is taken to Pontius Pilate. He tells Jesus he will be crucified even though he is innocent.

**Colour the picture of Jesus with Pontius Pilate.**



**Jesus, you died even though you had done nothing wrong. All: Jesus has given his life for us.**

### 7 Simon helps Jesus

Jesus falls. The cross is too heavy for him. A man named Simon helps Jesus carry the cross.

**The cross is heavy. Draw yourself helping Jesus carry the cross.**

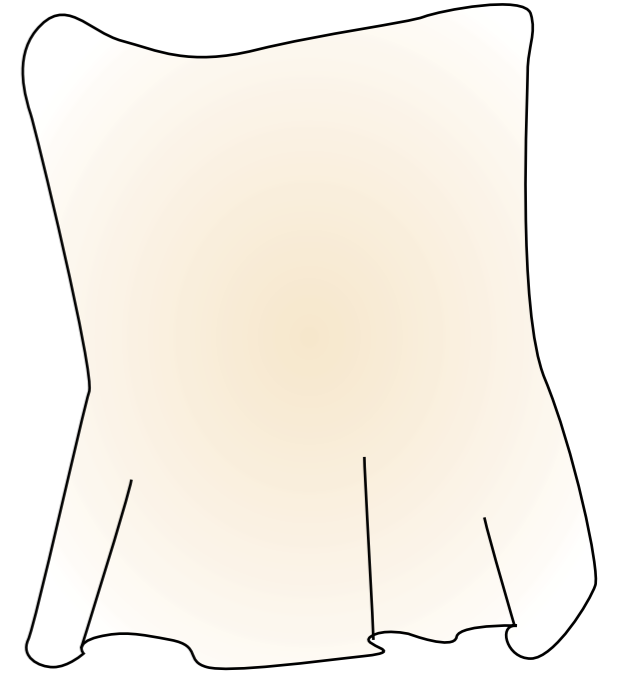


**Jesus, may I always be ready to help others like Simon. All: Jesus has given his life for us.**

### 8 Jesus meets the women

People come to watch Jesus. His mother Mary and the Holy Women cry for him. A woman named Veronica wipes Jesus' face, and his image is left on the cloth.

**Draw a picture of Jesus' face on the Veronica's cloth.**




**Jesus, help me to see you in other people and to always be kind to them. All: Jesus has given his life for us.**

### 5 Jesus is crowned with thorns

Jesus is whipped. The soldiers make fun of Jesus. They blindfold him and hit him, saying "Who hit you then? If you are God, tell us". They put a crown of thorns on his head.

**Draw the crown of thorns on Jesus' head. Write down what he might be thinking.**




**Jesus, you were mocked and whipped. Help us to be kind to people who suffer. All: Jesus has given his life for us.**

### 6 Jesus takes up his cross

The soldiers give Jesus a wooden cross to carry. It is very heavy. The soldiers do not allow him to rest.

**Do you know someone who is carrying a burden? Trace over the cross and write their name on it.**




**Jesus, when I have burdens and worries, you carry me. All: Jesus has given his life for us.**

### 9 Jesus is nailed to the cross

Jesus comes to Golgotha. The soldiers strip his clothes and nail his hands and feet to the cross. Jesus prays to his father in heaven: "Father, forgive them".

**Is there someone you need to forgive? Write their name and draw nails on the cross.**



**Jesus, you forgive me even when I don't deserve it. Help me to forgive too. All: Jesus has given his life for us.**

### 10 Jesus and the good thief

Two other men are crucified with Jesus. One says to him: "Jesus, remember me when you come into your kingdom". Jesus says "Today, you will be with me in paradise".

**Draw three crosses on the hill, one for Jesus and one for each of the two thieves.**



**Jesus, your mercy is for everyone. Teach me to be merciful. All: Jesus has given his life for us.**